



# Community Needs Assessment Results



**NDSU** NORTH DAKOTA STATE UNIVERSITY

Assessed by CAPND and NDSU, September 2023

## KEY FINDINGS

1<sup>st</sup> Priority Need

**Rental Assistance**



**613**  
Total Survey Responses

**312**

Low-Income Households

**186**

Non-Low-Income Households

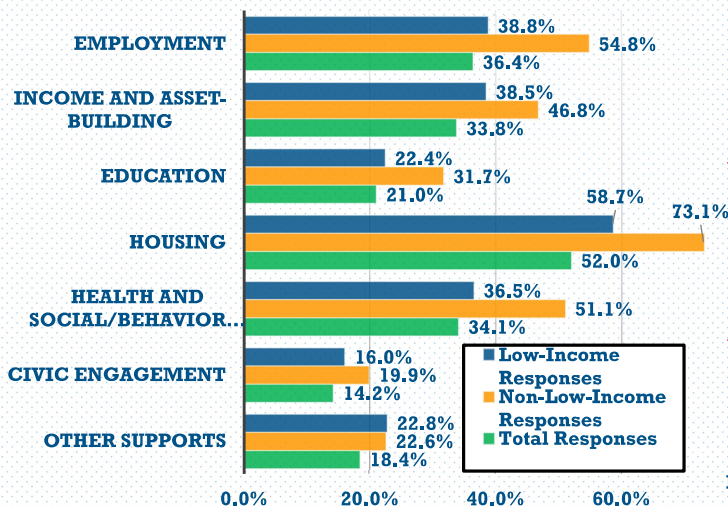
**115**

Others (roles cannot be identified)

“**Rental Assistance**” is the 1<sup>st</sup> priority need of people experiencing poverty under the category of “**Housing**” in CAA Region 1.


The 1<sup>st</sup> priority need for the non-low-income respondents is also “**Rental Assistance**”.

## REGION 1 OVERALL NEEDS



## TOP REGION 1 SPECIFIC NEEDS

**Low-Incomes**




Rental Assistance - Housing

Dental Insurance/Affordable Dental - Health and Social/Behavior Development

Food - Other Needs

**Non-Low-Incomes**




Rental Assistance - Housing

Mental Health Service - Health and Social/Behavior Development

Decent Affordable Houses to Rent - Housing

**Overall Community (Low-Income & Non-Low-Income)**



Rental Assistance - Housing

Dental Insurance/Affordable Dental - Health and Social/Behavior Development

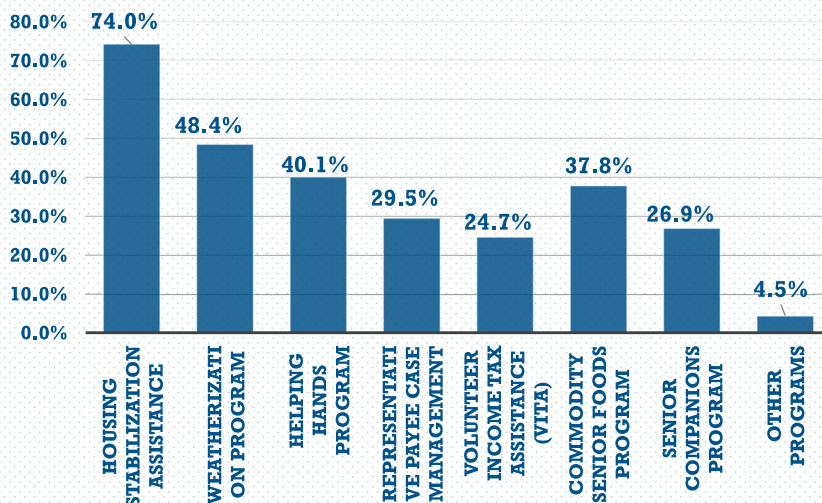
Food - Other Needs

## REGION 1 LOCAL PROGRAMS FOR LOW INCOMES

### Most Popular Program

1. Housing Stabilization Assistance (74.0%)
2. Weatherization Program (48.4%)
3. Helping Hands Program (40.1%)
4. Commodity Senior Foods Program (37.8%)
5. Representative Payee Case Management (29.5%)
6. Senior Companions Program (26.9%)
7. Volunteer Income Tax Assistance (VITA) (24.7%)
8. Other Programs (4.5%)

### Least Popular Program



## ACKNOWLEDGMENTS

This project was supported by the Community Action Partnership of North Dakota (CAPND) and completed by a research team at North Dakota State University (NDSU).



[info@capnd.org](mailto:info@capnd.org)



701-232-2452



<https://www.capnd.org/>